

Level 1



Level
1

Language & Culture Program



Food

November

Student Workbook





Level 1

Food

November


Student Workbook

This book belongs to:

CEO: Derek Du
Special Thanks: Kevin Earl, Jenny Jump,
Aaron Stevens, and Aaron Thompson
Art by Rosanna Ho, William Coleman, and Amerlish





Table of Contents

●	Big Picture	1
●	Unit Phrase	2
●	Cognition	3-4
●	Critical Thinking	5-6
●	Culture	7
●	Social	8
●	Nursery Rhyme	9
●	Singing Time	10
●	Story Time	11
●	Oral Language	12-15
●	Home Resources	16



Teacher: Teach the children about food. Show them the picture and talk about the different kinds of food and what is yummy and yucky. Focus on the vocabulary words. Instruct them to color the picture.

I like... / I do not like...



Teacher: Teach the Unit Phrase, "I like/do not like [food]." As the students practice, they can draw pictures of things they like and do not like in the boxes above. Be sure they learn the uncontracted sentence before teaching the contracted don't. Remember this is a speaking exercise not reading. They do not need to recognize the written sentence or words.

Eat




Drink



Teacher: Teach eat and drink to the children. Show them the pictures to see the difference. Instruct them to color the pictures.

Big and Small






Teacher: Teach the children big and small. Point out the big boy and the small boy. Use examples in the classroom to demonstrate big and small. Instruct them to color the picture.

What do you eat?


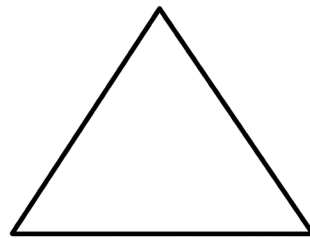

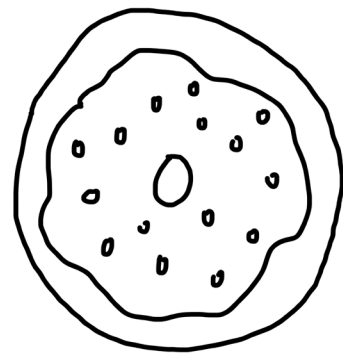




What do you drink?




Teacher: Instruct the children to match the picture of the food or drink with the picture of eating or drinking. Have them color the things you eat red and the things you drink blue.

Food Shapes



Teacher: Review shapes with the children. Have them draw a line between the shape and the food that is like that shape. Then, they can color the food.

Thanksgiving




Turkey

Teacher: Explain that people celebrate Thanksgiving in November to show how thankful they are for what they have. Try to explain this in simplest terms, i.e. to be thankful is to show you are happy for something. Tell them we eat turkey as part of a big feast on Thanksgiving Day. Instruct them to color the turkey.

I am thankful for...




home



food




family



clothes



friends



Teacher: Teach the children about being thankful. Simply, being glad for something and showing that through words and actions. Teach them “thank you” and “I’m thankful for...” Show them the examples and tell them that is what Thanksgiving is for. Have them also draw something else they are thankful for besides these five things in the box.

Peter, Peter Pumpkin Eater

Peter, Peter pumpkin eater,
Had a wife but couldn't keep her;
He put her in a pumpkin shell
And there he kept her very well.


Peter, Peter pumpkin eater,
Had another and didn't love her;
Peter learned to read and spell,
And then he loved her very well.



Teacher: Teach this nursery rhyme. Use it to review the letter p and words they may know such as eat. Encourage the children to practice at home.


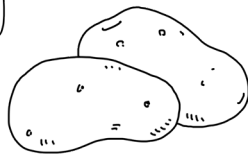




I'm a Little Teapot

I'm a little teapot short and stout,
Here is my handle. Here is my spout.
When I get all steamed up, hear me shout:
"Tip me over and pour me out!"




Teacher: Teach "I'm a Little Teapot" using the actions. Review the difference between eat and drink. Encourage the students to practice at home.

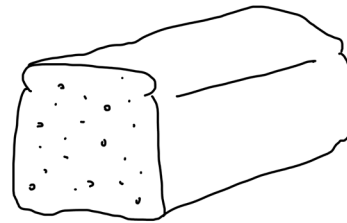
“Br’er Rabbit’s Christmas”




Teacher: Review the story of “Br’er Rabbit’s Christmas” with the children. Instruct the children to help Br’er Rabbit put only food in his bag by only coloring the food items above.



banana



bread




cake




drink




eat



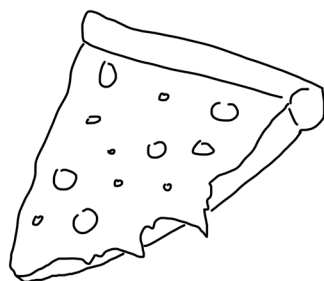
egg




food




orange




pizza



potato




rice



tomato



water



yogurt

Books to Read with Children

Title	Author	Publisher
Bread and Jam for Frances	Russell Hoban	HarperCollins
Eating the Alphabet: Fruits & Vegetables from A to Z	Lois Ehlert	HMH Books for Young Readers
Green Eggs and Ham	Dr. Seuss	Beginner Books/Random House
I Eat Fruit!	Hannah Tofts	Zero To Ten
I Will Never Not Ever Eat a Tomato	Lauren Child	Candlewick
Sun Bread	Elisa Kleven	Puffin Books
Ten Apples Up On Top!	Theo. LeSieg	Beginner Books
The Enormous Potato	Aubrey Davis	Kids Can Press
The Little Red Hen (Makes a Pizza)	Philomen Sturges	Puffin Books
We're Going to the Farmers' Market	Stefan Page	Chronicle Books

Movies and T.V. Episodes to Watch with Children

Title	Episode	Producer
Beauty and the Beast (1991)	-	Walt Disney Pictures
Ratatouille	-	Pixar Animation Studio
Willy Wonka and the Chocolate Factory	-	Paramount Pictures
Curious George	Season 1 Episode 14	Imagine Entertainment
Daniel Tiger's Neighborhood	Episode 402	9 Story Media Group
Paw Patrol	Episode 86a	Spin Master Entertainment