

Level 1



Level
1

Language & Culture Program



The Great Outdoors

July

Student Workbook





Level 1

The Great Outdoors

July

Student Workbook

This book belongs to:

CEO: Derek Du
Special Thanks: Kevin Earl, Jenny Jump,
Aaron Stevens, and Aaron Thompson
Art by Rosanna Ho, William Coleman, and Amerlish


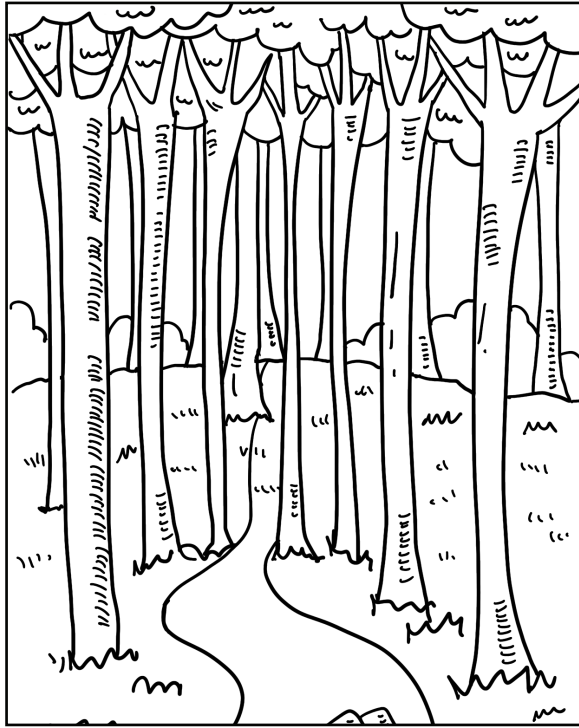

Table of Contents

●	Big Picture	1
●	Unit Phrase	2
●	Cognition	3-4
●	Critical Thinking	5-6
●	Culture	7
●	Social	8
●	Nursery Rhyme	9
●	Singing Time	10
●	Story Time	11
●	Oral Language	12-15
●	Home Resources	16





Teacher: Teach the children about places they can go and activities they can do in the great outdoors. Invite them to color the picture.

We go to the...





Teacher: Teach the Unit Phrase, "We go to the [place]." Help the students say different places they know including beach, forest, and mountains. Instruct the students to draw a picture of themselves in each of the places above and to draw a fourth place with themselves in the picture.

Cause and Effect













Teacher: Teach the very basics of cause and effect, that one thing can lead to another. Use the pictures as an example. When the wind doesn't blow, it is hotter and the kite doesn't fly. Running and the wind cause the kite to fly. In the box at the bottom, have the students draw a cause and effect relationship.

Light and Dark Colors



Teacher: Review light and dark with the students. Teach that there are light and dark colors. Instruct the students to color the empty splotches on either side of the colors in the middle with a lighter and darker version of each color.

Cause and Effect



Teacher: Review cause and effect. Have the students draw something in the middle column that would cause the thing in the left column to end up like it is in the right column, the effect.

Independence Day



Teacher: Introduce Independence Day to the children. Talk about special things people do to celebrate such as having picnics and barbeques and watching fireworks. Instruct the children to connect the dots to see the fireworks, then color the burst and draw other fireworks on the page.

Fire Safety



Teacher: Teach that fire is dangerous and that we should not play with it. Talk about fire in various forms that they may encounter such as lighters, stoves, offerings to ancestors, fireworks, or a camp fire. Teach the stop, drop, and roll technique to put out fire if it gets on you.

One for the Money

One for the money,
Two for the show,
Three to make ready,
And four to go!



Teacher: Teach this nursery rhyme. Review counting and races. Instruct the children to practice at home.

Bear Hunt

One person sings each line followed by the others repeating it.

We're going on a bear hunt,
It's a beautiful day!
Gonna take our cameras!
We're not scared!

Oh, my! But what's that?
A big black nose!
Shaggy brown fur!
It's a big bear!

Oh, look! Some tall, tall grass!
We can't go under it,
We can't go over it,
We have to go through it!
Swishy swash, swishy swash, Swishy
swash, swish!

Quick! Back out of the cave!
Tip toe, tip toe, tip toe, tip!
Back through the green forest!
Trip stumble, trip stumble, Trip stumble, trip!
Back through the wide river!
Splish splash, splish splash, Splish splash,
splish!

Oh, look! A long, wide river!
We can't go under it,
We can't go over it,
We have to go through it!
Splish splash, splish splash, Splish splash,
splish!

Back through the tall grass!
Swishy swash, swishy swash, Swishy
swash, swish!
All the way home! Shut the door!
Slam bam, slam bam, slam bam, slam!
Jump in the bed! Pull over the covers!

Oh, look! A dark, green forest!
We can't go under it,
We can't go over it,
We have to go through it!
Trip stumble, trip stumble, Trip stumble, trip!

I'm not hunting for bears ever again!

Oh, look! A cave!
We can't go under it,
We can't go over it,
We have to go in it!
Tip toe, tip toe, tip toe, tip!




Teacher: Teach "Bear Hunt." This is a call-and-response song in which the teacher, or someone else, sings a line followed by the students repeating the line. Add movements for moving through each place. Encourage the children to practice at home.


“Pele’s New Islands”




Teacher: Review the story of “Pele’s New Islands” with the children. Have them identify which pictures from the story are dark by coloring the frames of those pictures dark purple and which pictures are light by coloring the frames of those pictures light blue.



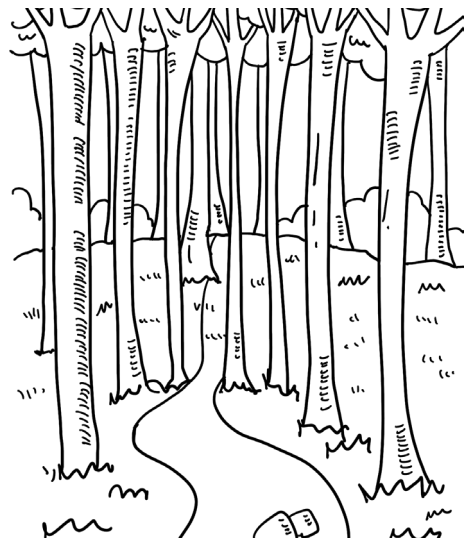
beach




fireworks




fishing




forest




game




island



kite



lake





mountain



ocean




picnic



race

shadow



sunny

Books to Read with Children

Title	Author	Publisher
A Camping Spree With Mr. Magee	Chris Van Dusen	Chronicle Books
A Walk in the Forest Hardcover	Maria Dek	Princeton Architectural Press
Hattie and Hudson	Chris Van Dusen	Candlewick
How to Code a Sandcastle	Josh Funk	Viking Books for Young Readers
Kite Day: A Bear and Mole Story	Holiday House	Holiday House
Kite Flying	Grace Lin	Ladybug Girl at the Beach
Ladybug Girl at the Beach	David Soman	Dial Books
Polar Bear Island	Lindsay Bonilla	Sterling Children's Books
The Not-So Great Outdoors	Madeline Kloepper	Tundra Books
We're Going on a Bear Hunt	Michael Rosen	Walker Books Ltd

Movies and T.V. Episodes to Watch with Children

Title	Episode	Producer
A Goofy Movie	-	Walt Disney Pictures
Bolt	-	Walt Disney Pictures
Moana	-	Walt Disney Pictures
Curious George	Season 1 Episode 1	Imagine Entertainment
Daniel Tiger's Neighborhood	Episode 128	9 Story Media Group
Paw Patrol	Season 1 Episode 2a	Spin Master Entertainment